







PESO DELL'ACCIAIO

in barre quadre, esagonali e tonde

Lato = Larghezza in chiave = Diametro			
	Quadra	Esagonale	Tonda
mm	Kg/m	Kg/m	Kg/m
5	0,196	0,170	0,154
6	0,283	0,245	0,222
7	0,385	0,333	0,302
8	0,502	0,435	0,395
9	0,636	0,551	0,499
10	0,785	0,680	0,617
11	0,950	0,823	0,746
12	1,130	0,979	0,888
13	1,327	1,149	1,042
14	1,539	1,332	1,208
15	1,766	1,530	1,387
16	2,010	1,740	1,578
17	2,269	1,965	1,782
18	2,543	2,203	1,998
19	2,834	2,454	2,226
20	3,140	2,719	2,466
21	3,462	2,998	2,719
22	3,799	3,290	2,984
23	4,153	3,596	3,261
24	4,522	3,916	3,551
25	4,906	4,249	3,853
26	5,307	4,596	4,168
27	5,723	4,956	4,495
28	6,154	5,330	4,834
29	6,602	5,717	5,185
30	7,065	6,118	5,549
32	8,038	6,961	6,313
34	9,075	7,859	7,127
35	9,616	8,328	7,550
36	10,174	8,811	7,990

Lato = Larghezza in chiave = Diametro			
	Quadra	Esagonale	Tonda
mm	Kg/m	Kg/m	Kg/m
38	11,335	9,817	8,903
40	12,560	10,877	9,865
42	13,847	11,992	10,876
44	15,198	13,162	11,936
45	15,896	13,766	12,485
46	16,611	14,385	13,046
48	18,086	15,663	14,205
50	19,625	16,995	15,413
52	21,226	18,383	16,671
54	22,891	19,824	17,978
55	23,746	20,560	18,650
56	24,618	21,320	19,335
58	26,407	22,870	20,740
60	28,260	24,474	22,195
62	30,175	26,133	23,700
64	32,154	27,846	25,253
65	33,160	28,720	26,050
66	34,195	29,614	26,856
68	36,298	31,436	28,509
70	38,465	33,312	30,210
72	40,694	35,243	31,961
74	42,987	37,228	33,762
75	44,130	38,240	34,680
76	45,342	39,267	35,611
78	47,759	41,361	37,510
80	50,240	43,509	39,458
85	56,716	49,118	44,545
90	63,585	55,067	49,940
95	70,846	61,355	55,643
100	78,500	67,983	61,654